

General

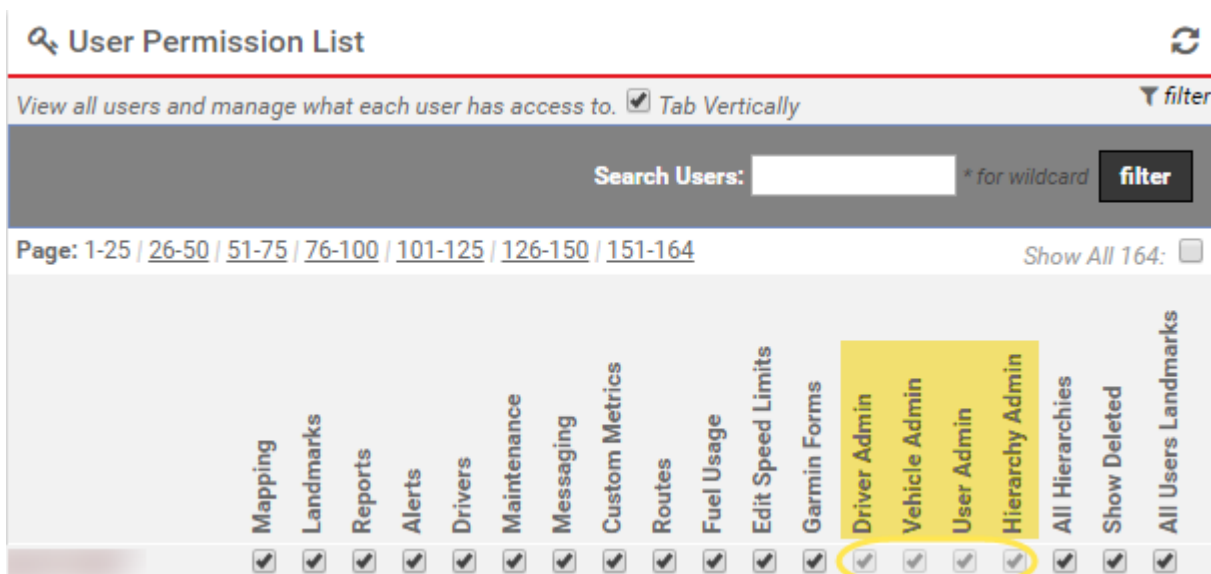
Link: <https://help.gpsinsight.com/product-features-and-updates-8072017/> Last Updated: August 9th, 2017

This Product Features and Updates announcement for GPS Insight **Pro/Enterprise** includes updates for Administrative Features, Mobile, and Reports.

Administrative Features

User Permissions List

Settings related to administrative permissions (Driver Admin, Vehicle Admin, User Admin, and Hierarchy Admin) are now locked (cannot be de-selected) for the account's master user (Administrator).



Mobile

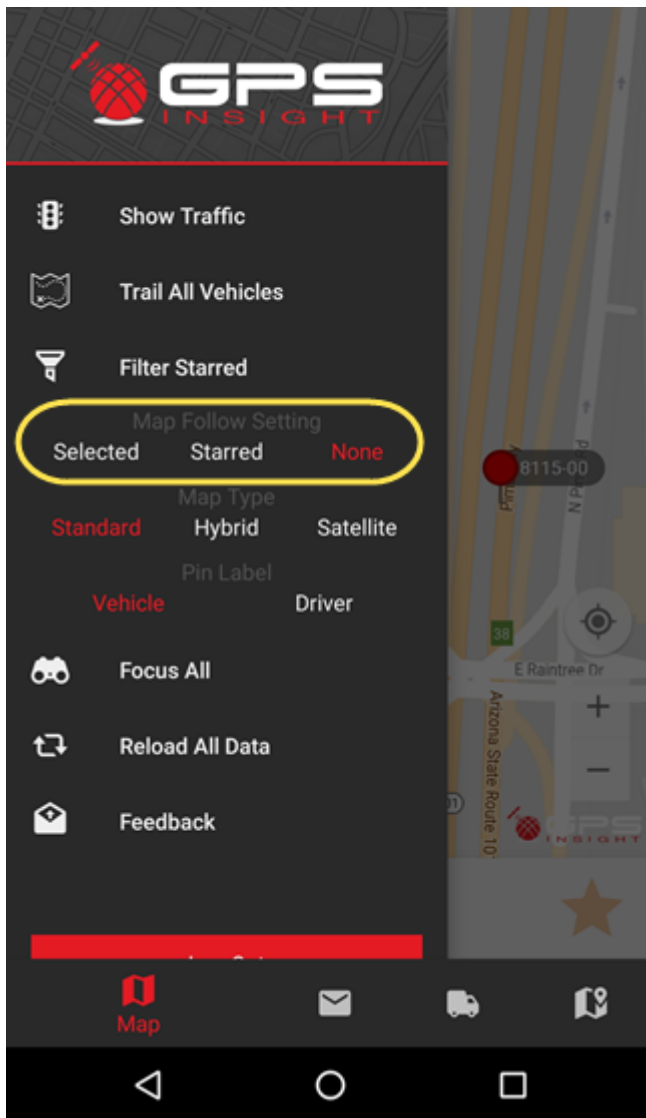
GPS Insight Manager App (Android) - Version 1.3.2

This update is now available from the [Google Play Store](#) and includes the following:

- Bug fixes and performance improvements
- Map Follow Setting – Allows you to set your preference for following vehicles (Selected, Starred, or None) on the map from the [Menu](#). See [Using the Android Manager Menu](#) for details.

General

Link: <https://help.gpsinsight.com/product-features-and-updates-8072017/> Last Updated: August 9th, 2017



Reports

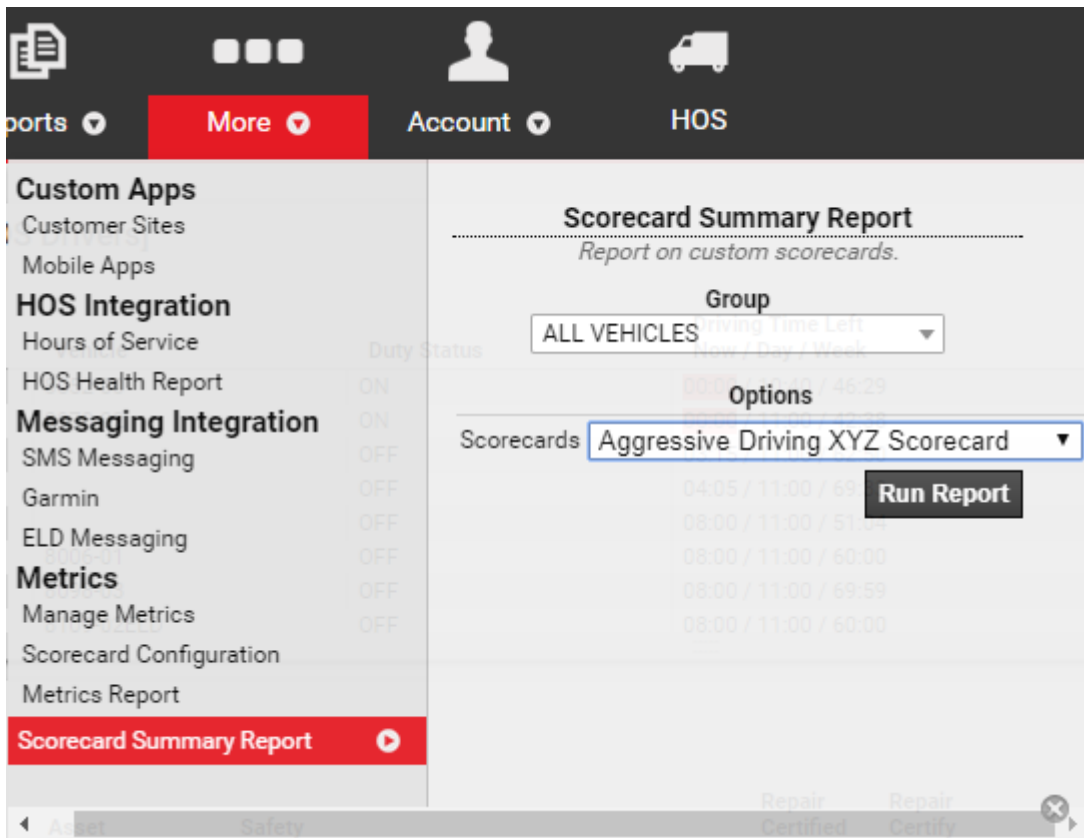
Summary Scorecard Report

 **Note.** This report is only available to **Enterprise** customers.

The Summary Scorecard Report (Metrics) is now available. This report can be filtered by vehicle group, scorecard option and period of time (Year, 1 week, 1 month).

General

Link: <https://help.gpsinsight.com/product-features-and-updates-8072017/> Last Updated: August 9th, 2017



General

Link: <https://help.gpsinsight.com/product-features-and-updates-8072017/> Last Updated: August 9th, 2017

Scorecard Configuration Tool Manage Metrics Metrics Reports **Scorecard Summary Report**

Report Options

Group: ALL VEHICLES

Metric: Aggressive Driving XYZ Scorecard

Date: Y 1w 1m
8/8/2017

Run Report

Lowest Scoring Vehicles

Vehicle ID	50% Count Speeding Events	25% Count Acceleration Events	25% Count Deceleration Events	Score
8036-00	0	0	0	0
8627-01	0	100	0	25
8068-01	0	100	75	44
8007-01	0	100	92	48
8055-03	0	100	92	48

Highest Scoring Vehicles

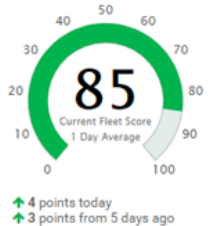
Vehicle ID	50% Count Speeding Events	25% Count Acceleration Events	25% Count Deceleration Events	Score
Charlie's Demo	100	100	100	100
8733	100	100	100	100
8019-03	100	100	100	100
8007-02	100	100	100	100
8006-05	100	100	100	100

Summary

2,917.1 MILES
42.3 miles/vehicle/day average

113.6 HOURS
98.7 minutes/vehicle/day average

69 VEHICLES
69/151 vehicles driven (46%)



85
Current Fleet Score
1 Day Average

↑ 4 points today
↑ 3 points from 5 days ago

329 EVENTS
4.8 events/vehicle/day average

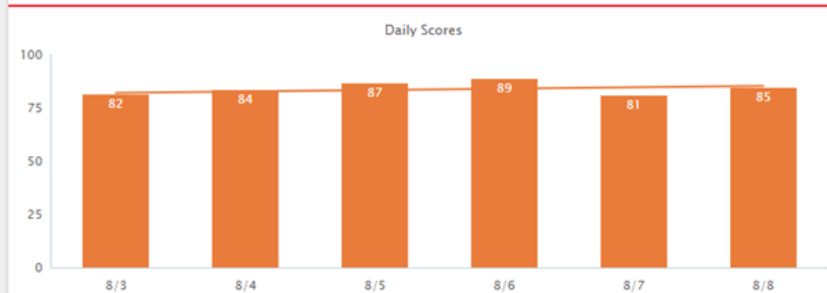
177 Count Speeding Events

58 Count Acceleration Events

94 Count Deceleration Events

Scorecard Trend (6 Days)

Daily Scores

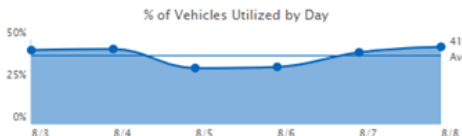


Fleet Utilization

151 VEHICLES
in Group

69 VEHICLES
Utilized


82 VEHICLES
Unutilized



41% Avg

Mileage	Runtime	Days
Least/Most Utilized Vehicles		
Avg (42.3 Miles)		
0		8066-44
0		8052-SLD
0		8052-SHD
0.1		8978-02
0.1		8734-02
87.1		8019-04
96.3		8081-01
105.7		8066-03
108		8070
313.6		8129-00

Mileage	Engine Runtime	Days Driven
0 MIN	42.3 AVG	313.6 MAX
0 MIN	1.6 AVG	14 MAX
1 MIN	1 AVG	1 MAX

 **Note.** Currently, there is no data backfill option.