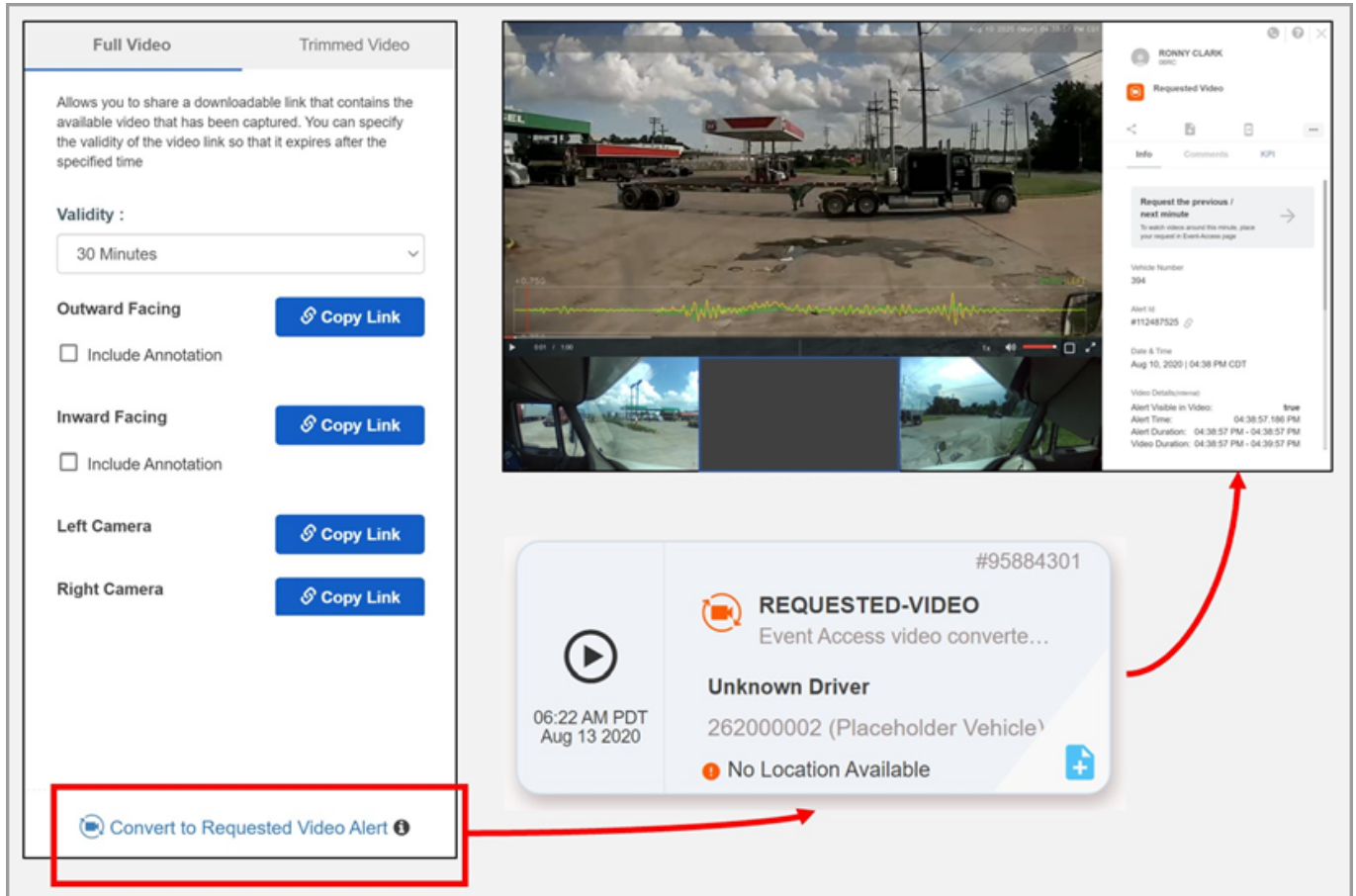


Here's what's new for Driveri!

Converting an Event Access Video

Have you ever wanted to share a video requested from Event Access with a driver? Well, now you can! We have introduced a new feature that makes it possible to convert a requested video to an alert. Once it's converted, the video can be used as any other alert, to share with a driver or add to a coaching session, for example. Since the video is formatted as an alert, you will also see all the views that were available in the requested video.



The screenshot displays the Driveri interface. On the left, the 'Full Video' tab is active, showing options to share a downloadable link. A red box highlights the 'Convert to Requested Video Alert' button at the bottom. To the right, a 'REQUESTED-VIDEO' alert card is shown, featuring a play button icon, the time '06:22 AM PDT Aug 13 2020', and the text 'Unknown Driver 262000002 (Placeholder Vehicle)'. A red arrow points from the 'Convert to Requested Video Alert' button to this alert card. Another red arrow points from the alert card to a 'Requested Video' page on the right, which shows a video player and various details like 'Vehicle Number 394' and 'Alert ID #112487525'.

► To convert an event access video:

1. Open the desired clip, then click the link in the lower right corner.
2. You can view the converted alert from the event access page or from the alert and driver pages by clicking the icon shown in the above alert card.

The Requested Video alert is one of many available alerts to help identify driver behavior or specific incidents.



Note. To learn more about the various types of alerts and sub-alerts, visit: [Driveri: Alert Types](#).











Alert Groups

Alert Groups have been added to the Driveri portal to make it easier to view and select related alerts, while also


adding another level of visibility to driver and fleet performance. Initially, three groups, Advisory, Sign/Signal Violations & Harsh Handling, will be visible on the dashboard, driver's page, and alert page. The alerts in each group include:


- Advisory – High G and Driver Initiated
- Sign/Signal Violations – Traffic Light Violations, Sign Violations, and U-Turns
- Harsh Handling – Hard Braking, hard Turns, and Hard Acceleration

Request Driver Report


DriverStar	Advisory			Sign/Signal Violations			Harsh Handling			
 0	 0	 0		 18	 0	 0	 1	 0	 4	 16
0	0	0		0	0	0	0	0	0	0
0	0	0		0	0	0	0	0	1	3
0	0	0		0	0	0	0	0	0	0
0	0	0		0	0	0	0	0	0	0
0	0	0		0	0	0	0	0	0	0
0	0	0		5	0	0	0	0	0	0
0	0	0		0	0	0	0	0	0	0


✓ Advisory (0)


 High G 0

 Driver Initiated 0


✓ Sign/Signal Violations (18)


 Sign Violations 18


 Traffic Light Violation 0

 U Turn 0

✓ Harsh Handling (5)

 Hard Braking 1

 Hard Turn 0

 Hard Acceleration 4

The remaining alerts will be listed under Individual Alerts with an emphasis placed on Driver Distraction, Following Distance, and Speeding alerts.