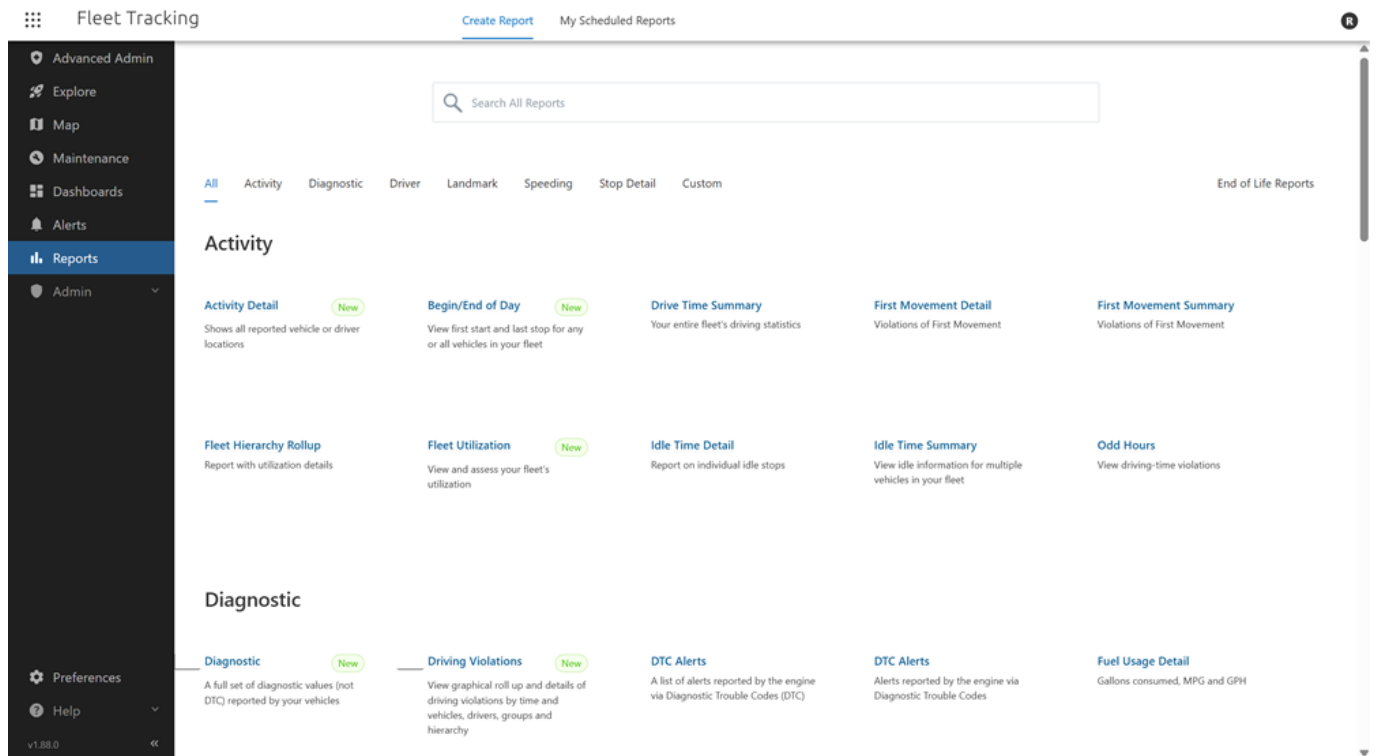


Link: <https://help.gpsinsight.com/docs/about-the-reports-page/> Last Updated: April 21st, 2026

The Reports page puts your fleet data front and center — create, schedule, and manage all of your reports from one central location. There are two tabs to work with: **Create Report** and **My Scheduled Reports**.



Use the **Create Report** tab to run reports on demand and zero in on the data that matters most to your operation. The insights you'll find here are designed to help you make smarter, more informed decisions for your fleet.

When you're ready to review your reporting history, the **My Scheduled Reports** tab gives you a detailed look at what's been run, when it last ran, and when it's due to run next — along with the current status of each report.

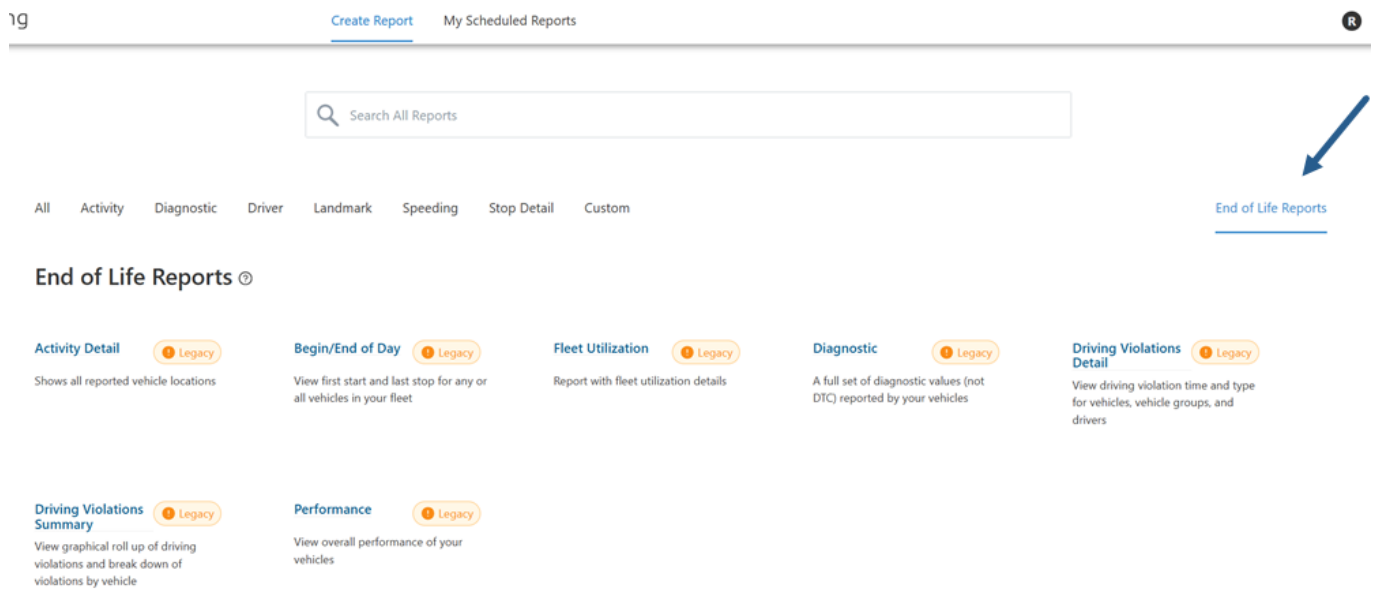
New vs Legacy

Reports marked as **New** bring upgraded reporting capabilities to the table, delivering enhanced analytics and improved data handling across the board. These reports are tagged with a green "New" label.

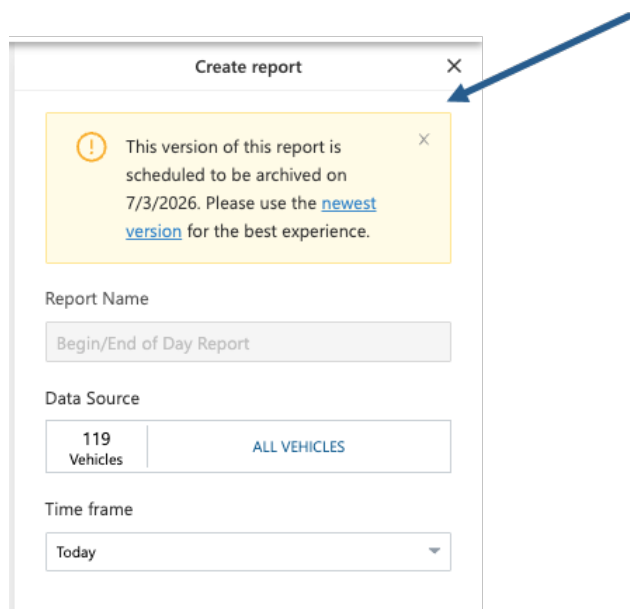
Begin/End of Day New

View first start and last stop for any or all vehicles in your fleet

Reports marked as **Legacy** use our original reporting format and data handling capabilities. Keep in mind that Legacy reports in **End of Life** status can no longer be scheduled.



End of Life reports have been moved out of the main Create Reports tab and into a dedicated **End of Life Reports** section, where they're tagged with an orange **"Legacy"** label for easy identification. You'll also notice deprecation warnings appearing on mouse hover across the report tile, Run Report panel, Scheduled Reports table, and Scheduled Reports dropdown — each warning includes a countdown to the deprecation date and a direct link to the replacement report, so you'll always know where to go next.



The following reports are currently designated as End of Life:

- Activity Detail
- Performance
- Begin/End of Day

- Fleet Utilization
- Diagnostic
- Driving Violations Detail
- Driving Violation Summary

Note: Currently, the default depreciation date is set for July 3, 2026. Please contact your Account Manager with any concerns or questions.

Report Types

With 40+ reports available, there's no shortage of ways to dig into your data. Reports are organized by category and type, making it easy to find exactly what you're looking for. Check out the table below for a full breakdown of available report types and what each one covers.

Note: Some reports are available exclusively to Enterprise customers and customers with the Advanced Administration plan add-on — these have been indicated in the table below.

Activity Reports

Report Type	Enterprise/Advanced Admin Only	Description
Activity Detail		Shows all reported vehicle locations.
Begin/End of Day		View first start and last stop for any or all vehicles.
Drive Time Summary		View your entire fleet's driving statistics.
First Movement Detail (GO9 device only)		Individual violations of first movement.
First Movement Summary (GO9 device only)		Summary violations of first movement.
Fleet Hierarchy Rollup	☐	Report with utilization details by hierarchy.
Fleet Utilization	☐	Report with fleet utilization details.
Idle Time Detail		Report on individual idle stops.
Idle Time Summary		View idle information for multiple vehicles in your fleet.

Report Type	Enterprise/Advanced Admin Only	Description
Odd Hours		View driving-time violations.

Diagnostic Reports

Note: *Driver and Hierarchy features are exclusive to Enterprise customers and customers with the Advanced Administration plan add-on. Reach out to your Account Manager if you'd like to learn more about upgrading or adding these features to your plan.*

Report Type	Enterprise/Advanced Admin Only	Description
Diagnostic		A full set of diagnostic values (not DTC) reported by your vehicles.
Driving Violations		View graphical roll up and details of driving violations by time, vehicles, drivers, groups and hierarchy.
Driving Violations Detail		View driving violation time and type for vehicles, vehicle groups, and drivers.
Driving Violations Summary		View graphical roll-up of driving violations and break down of violations by vehicle.
DTC Alerts		Alerts reported by the engine via Diagnostic Trouble Codes.
Fuel Usage Detail		Gallons consumed, MPG and GPH.
Fuel Usage Summary		Gallons consumed by month.
Odometer History		Offers two views: a detail view with visual analytics and a comprehensive table of mileage adjustments, and a summary view presenting a streamlined table of mileage adjustment events with key details.
Performance		View overall performance of your vehicles.
Run time		View odometer and run time totals with optional reminders.
Seat Belt Usage Summary (GO9 devices only)		View the history of seat belt usage for vehicles, drivers, and groups.

Report Type	Enterprise/Advanced Admin Only	Description
Service History		A history of logged service for your fleet.
Service Reminders		Pending service reminders for your fleet.
Switch Alerts		Report on switch-based alerts.
VIN Reported as Diagnostic		Visually confirm the VIN associated with your vehicle during registration matches the VIN reported by the vehicle.

Driver Reports

Note: *Driver and Hierarchy features are exclusive to Enterprise customers and customers with the Advanced Administration plan add-on. Reach out to your Account Manager if you'd like to learn more about upgrading or adding these features to your plan.*

Report Type	Enterprise/Advanced Admin Only	Description
Driver Rest Break	<input type="checkbox"/>	List of rest breaks drivers have taken.
Driver-Vehicle Inspection Report (DVIR)	<input type="checkbox"/>	Shows driver-vehicle inspection details.
Time to Complete DVIR	<input type="checkbox"/>	Shows driver vehicle inspection durations.

Landmark Reports

Report Type	Enterprise/Advanced Admin Only	Description
Landmark Begin/End of Day (Enterprise only)	<input type="checkbox"/>	Printable report with landmark begin/end of day. Start/End Landmarks are required.
Landmark Group		Report on stop/idle time spent in a landmark group.
Landmark History		Report on time in Landmarks.
Landmark Log	<input type="checkbox"/>	Report on landmark visits in order.

Report Type	Enterprise/Advanced Admin Only	Description
Late Start		Report on vehicles that have not left, or returned to, a landmark by a certain time.
Unmarked Stops		Stops outside of known landmarks

Speeding Reports

Report Type	Enterprise/Advanced Admin Only	Description
Acceleration Detail	<input type="checkbox"/>	Fast acceleration and harsh-braking. Supported devices only.
Acceleration Summary	<input type="checkbox"/>	Compare vehicles' acceleration and deceleration rates over time. Supported devices only.
Posted Speed Violations		Violations of local posted speed.
Speed Summary		Compare vehicles' speeding trends over time. Based on posted speed limits.
Speeding in Landmarks		View speeding violations within landmark boundaries.
Speeding Violation		View speeding violations of preset thresholds.

Stop Detail Reports

Report Type	Enterprise/Advanced Admin Only	Description
Route Efficiency Detail	<input type="checkbox"/>	Visually show where drivers are wasting time and/or driving too far.
Route Efficiency Summary	<input type="checkbox"/>	Summarize and rank drivers' efficiency
State Mileage		View vehicle mileage by state.
Stop Detail (with notes)	<input type="checkbox"/>	Printable report on stop details with SMS driver notes.
Stop Detail and Idle Time		Report detailing stop and idle events.

About the Reports Page

Link: <https://help.gpsinsight.com/docs/about-the-reports-page/> Last Updated: April 21st, 2026

Report Type	Enterprise/Advanced Admin Only	Description
Trip Detail		Printable report showing trips, stops, and idles

Custom Reports

Report Type	Enterprise/Advanced Admin Only	Description
Alert History		History of all alerts.
Fuel Card Transactions	<input type="checkbox"/>	Fuel card transaction details.
Fuel Card Usage	<input type="checkbox"/>	Summary of fuel card usage.
Truck Activity	<input type="checkbox"/>	Printable Truck Activity Log for Drivers.
Vehicle Recall		List of recall data for vehicles in your fleet.