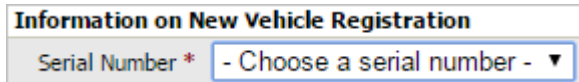


## QUESTION:

I can't see all of my vehicles in the portal yet. How do I know which devices haven't yet been installed and/or registered?

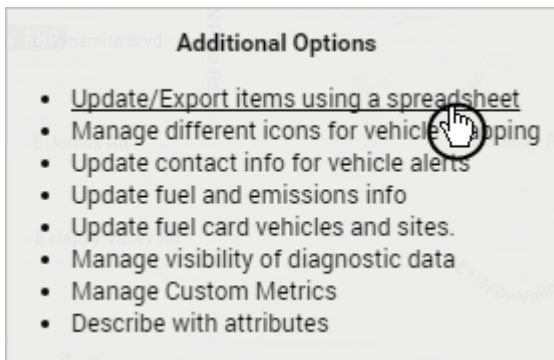
An unregistered device is in your inventory but not yet associated with a vehicle (and therefore not yet incurring a monitoring fee). When you **add a new vehicle**, the Serial Number drop-down displays all unregistered devices:



If you want to view more details about these unregistered devices (such as device type and date inventoried), you can export this list to CSV.

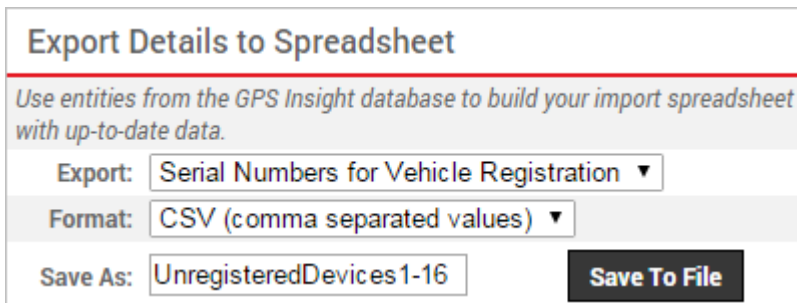
## ► To export unregistered devices:

1. From the **Account** menu, click **Manage Vehicles**, and then click **Update/Export items using a spreadsheet**.



- Update/Export items using a spreadsheet
- Manage different icons for vehicle mapping
- Update contact info for vehicle alerts
- Update fuel and emissions info
- Update fuel card vehicles and sites.
- Manage visibility of diagnostic data
- Manage Custom Metrics
- Describe with attributes

1. From the Export Details to Spreadsheet section, choose your preferences, and click **Save To File**.



**Export Details to Spreadsheet**

*Use entities from the GPS Insight database to build your import spreadsheet with up-to-date data.*

Export: Serial Numbers for Vehicle Registration ▼

Format: CSV (comma separated values) ▼

Save As: UnregisteredDevices1-16 **Save To File**



**Tip!** The download location may vary depending on the browser you are using. Typically it is saved in C:\Users\yourname\Downloads.

1. Open the downloaded spreadsheet to view details.

# How can I see unregistered devices?

Link: <https://help.gpsinsight.com/deep-dive/how-can-i-see-unregistered-devices/> Last Updated: February 3rd, 2016

	A	B	C
1	Serial Number	Device Type	Inventoried
2	1243017XXX	AT-3000V1	Jan 5 2015 3:37PM
3	4641360XXX	GPSI-3900EVB	Nov 3 2015 12:00AM